



MODA™ KITCHEN SUPPLY BOX

Job Name: _____ Item #: _____
 Location: _____
 Engineer: _____ Contractor: _____
 PO#: _____ Tag: _____
 Representative: _____

SPECIFICATION

Oatey MODA™ kitchen supply boxes shall be used in residential or commercial applications requiring a supply valve recessed in the wall. The MODA™ lavatory assembly contains three 3/8" OD compression valves pre-installed in a two PVC boxes, connected by inter-locking wing flanges that can be easily disassembled and re-assembled. The inter-locking wing flanges shall allow installation on a single stud, between two studs or on separate walls, without the need for additional components. No additional components shall be required for a between stud installation. Valves shall be a two-piece design, permitting field replacement, and shall be secured with a stainless steel retention clip. Valves are available with or without water hammer arrestors and shall be installed upright or inverted. The assembly shall include an emergency drain port for protection from supply hose leaks.

MATERIALS

Outlet Box & Brackets	PVC
Valve Body	Forged Brass C46500 No Lead (Chrome Plated)
Valve Retention Clip	Stainless Steel
Valve O-Rings	NSF Approved EPDM (2)

PERFORMANCE SPECIFICATIONS

Temperature Rating (Valve)	250° F / 121° C
Max Testing Pressure (Valve)	100 psi (Air) / 250 psi (Water)

LISTINGS & CODE APPROVALS

Valves	ASME A112.18.1 / CSA B125.1 NSF / ANSI 61 & 372
Water Hammer Arrestors	ASSE 1010
Boxes	IAPMO-Listed, PS-54




DIMENSIONS

[A]: Assembled Width	14.13"	[E]: Bracket Length	8.00"
[B]: Box Depth	3.38"	[F]: Faceplate Width	6.00"
[C]: Box Height	4.85"	[G]: Faceplate Height	6.45"
[D]: Bracket Width	4.00"	[H]: Faceplate Depth	1.25"

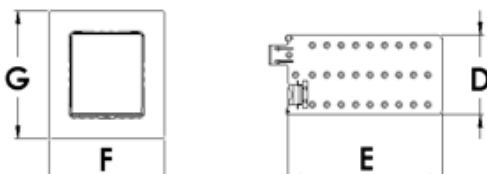
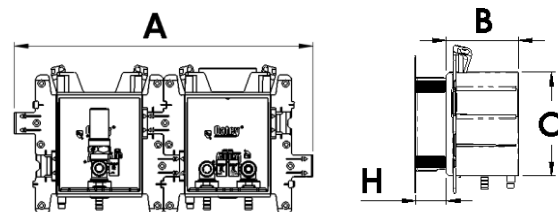
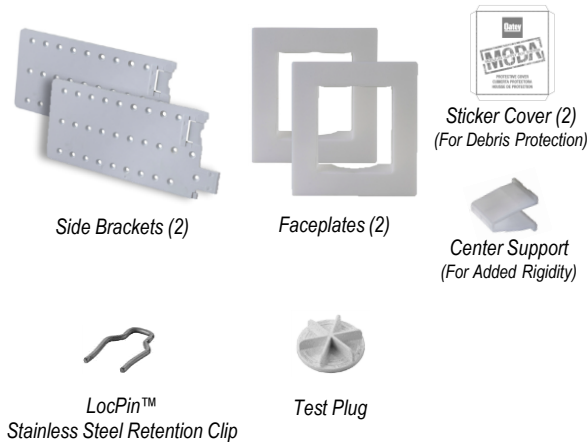
PRODUCT SELECTOR

No Hammer Arrestors		Hammer Arrestors	
<input type="checkbox"/> 37819	KTCN, Copper, NoHam, Std Pk	<input type="checkbox"/> 37827	KTCN, Copper, DW-Ham, Std Pk
<input type="checkbox"/> 37821	KTCN, F1807-Brass, NoHam, Std Pk	<input type="checkbox"/> 37829	KTCN, F1807-Brass, DW-Ham, Std Pk
<input type="checkbox"/> 37822	KTCN, F2159-PPSU, NoHam, Std Pk	<input type="checkbox"/> 37830	KTCN, F2159-PPSU, DW-Ham, Std Pk
<input type="checkbox"/> 37823	KTCN, F1960-Brass, NoHam, Std Pk	<input type="checkbox"/> 37831	KTCN, F1960-Brass, DW-Ham, Std Pk
<input type="checkbox"/> 37824	KTCN, F1960-PPSU, NoHam, Std Pk	<input type="checkbox"/> 37832	KTCN, F1960-PPSU, DW-Ham, Std Pk
<input type="checkbox"/> 37820	KTCN, CPVC, NoHam, Std Pk	<input type="checkbox"/> 37828	KTCN, CPVC, DW-Ham, Std Pk
<input type="checkbox"/> 37826	KTCN, Push Cnc, NoHam, Std Pk	<input type="checkbox"/> 37834	KTCN, Push Cnc, DW-Ham, Std Pk

- All products sold in case packs of 12.



Accessory Components Included:



Access BIM/Revit content through www.oatey.com